

MEMORANDUM

No. 5978/115 ³⁷²

From The District Officer
~~THE PRESIDENT~~
i/c Igbirra Division,
Okene. ~~PROVINCE~~

To The Resident,
Kabba Province,
Lokoja.


G.P., Kaduna. (S) 246/40

Population Figures: Igbirra Division.

With reference to your memo No.2/1924/371A of 29.5.45 the following figures are appended:-

<u>District</u>	<u>Population.</u>
Okengwe	39674
Eika	14880
Ihima	14355
Adabi	24713
Ogori	3489
Egain	5879
Ajaokuta	3272
Ossara	307

Total 106569
=====



M. H. ...
District Officer
i/c Igbirra Division.

WEE.

Res. R 370 corrected accordingly. The increase is 7080 over last year.

D 4/6

But see p 355. we submitted 109896. How does this fit in? If that is correct it is a decrease of 3327. R

(B)

Okene, 18th December, 1943. 217

Resident Iokoja

597B/400 x Your 357/97 of 13/12/43 x Noted and return re-submitted as follows:-


District	Area	Adult taxable		Children		Blind		Infirm		L e p e r s		Children			
		Male	Female	Boys	Girls	male	female	male	female	male	female	Boys	Girls		
Igbirra	1,146	23,278	35,807	15,031	17,060	68	63	292	526	X	X	70	35	25	10

x 535 male and 243 female taxable lepers (columns 11 and 12) are included under columns 3 and 4 respectively.

23708

92, 265

W. H. ...
District Officer,
I/c. Igbirra Division.



Handwritten signature/initials

h267/e ford 007

Koton Karifi Division - Population Statistics, 1943.

	A D U L T S		Children		Infirm		Blind		Lepers		Total
	Males	Females	Boys	Girls	Males	Females	Males	Females	Males	Females	
K/Karifi.	6775	7263	3333	2839	440	618	54	46	48	24	21440
Kakanda.	675	729	235	185	101	26	-	-	21	-	1862
Kupa.	1322	1596	469	471	20	30	-	-	7	1	3926
Aggen.	469	558	193	162	8	7	-	-	21	-	1399
Total	9241	10146	4250	3657	478	681	54	46	59	25	28637

The Resident, Kabba Province,
Lokoja.

No. 313/49.
Lokoja, 24th December, 1943.

I submit the above Return in respect of Koton Karifi
Division for 1943.

A. W. ...
Resident i/c K.K. Division.



ABO.

20

f. p.

28.12.43

Res. Kabba Prov.

Executive Idah via Agenebode

2/1924 x Your No.6/1929/90 of 21.12.43 x Telegraph 1943
figures x

p322

Resident


The Resident,
Kabba Province,
Lokoja.

No. 6/29/93.
Idah, 13th December, 1943.

Blue Book 1943 - Population Statistics.

With reference to your telegram No. 2/1924A of the 9th of November, I append below the population statistics for this Division for 1943 :-


<u>Non-Natives</u>	Males	11	
	Females	7	
	Boys	-	
	Girls	2	
		<u>20</u>	
<u>Igala N.A.</u>	Males	69713	
	Females	76742	
	Boys	39696	
	Girls	41885	228036
<u>Bassa Komo N.A.</u>	Males	6131	
	Females	6993	
	Boys	1608	
	Girls	1479	16211
		<u>244247</u>	



[Signature]
District Officer,
i/c Igala Division.

BTUK:

22



POSTS AND TELEGRAMS		No. of Messages	
From	To	Check Sheet No.	No. of words
Kaduna	Kaduna	4	31
Handwritten: Kaduna to Kaduna		Delivery charges	
Received here at		m.	
Honorable		2/1924	
Native male		female	
American		Canadian	
Australians		Europeans	
51 Americans		6 Canadians	
11 Australians		3 Europeans	

5/1/44. RESIDENT.
 Secretary Kaduna.
 2/1924 x Your 16796 of 9/12/43 x Europeans
 51 Americans 6 Canadians 11. Australians 3 x

See p. 326 A

Resident