

✓ MEMORANDUM

No. 20/1931/45.

16th November, 1940

The Local Authority,  
Lokoja.

To  
The Resident,  
Kabba Province  
Lokoja.



Kaduna (S) 313/4

Blue Book, 1940: Population Statistics.

I have to refer to your telegram No. 2/1924/271A of the 14th of November and subjoin a schedule showing the population statistics for Lokoja Township for the year 1940:-

	A D U L T S.		C H I L D R E N.		TOTAL.
	Male	Female	Male	Female	
Natives	13	7	-	-	20
ives	348	424	171	119	1062 ✓
	361	431	171	119	1062


25/11

*C. J. ...*  
Local Authority.

LOKO prof  
2/1924 vol II

No. 40/207H  
Lokoja, 30 October, 1940.

The Resident,  
Kabba Province,  
Lokoja.



Blue Book 1940 - Population Statistics

I append below the Population Statistics for this  
Division for 1940:-

Male	Adults		Male	Children		Total
		Female			Female	
9546	"	10,614	4111	"	3290	27,561
"	"	"	"	"	"	"

*B.C. Eastland.*

Asst. District Officer,  
i/c Koton Karifi Division.

BY MAIL.

24.11.40.

Executives Igala, Igbirra, Kabba, L.A. Lokoja.

2/1924/2714 x By 2/1924/238 of 17/10/39 and

2/1924/2434 of 8/11/39 x Expedite return and

note on chart for future years x Due here by

31st October x

*[Signature]*  
Resident, Kabba Province

*202 P. [unclear] [unclear]*  
*2/1924/2714*



No. 34/1931/48.

274

The Divisional Office,  
Kabba, 20th November, 1940.

The Resident,  
Kabba Province,  
Lokoja.

Area and Population Statistics.

With reference to your memorandum No. 2/1934/271A of the 14th November, I append the figures:-

	Males	Females	Boys	Girls	Infirm men.	Infirm women.	Total.
Kabba	1199	1447	598	504	89	121	3,958
Yagba	1557	2182	1447	1512	71	230	6,989
Bar	3966	5542	4937	5316	271	1233	21,020
Area	2672	4230	3347	4134	195	318	14,896
<b>Total</b>	<b>9394</b>	<b>13401</b>	<b>10329</b>	<b>11,966</b>	<b>581</b>	<b>1192</b>	<b>46863</b>
Yagba	4887	7381	3564	3843	432	590	20697
Bar	4195	6070	3968	4017	271	1233	19754
<b>Total</b>	<b>9082</b>	<b>13451</b>	<b>7532</b>	<b>7860</b>	<b>703</b>	<b>1823</b>	<b>40451</b>

2. Areas:-

Kabba 2474 square miles


Yagba 1177 " "

*R. C. W. ...*  
District Officer,  
i/c Kabba Division.

*Iyala ...*  
*21/11*

*21/11*

*25/11*





275

No. 6/1929/84.

Resident,  
Kabba Province,  
Lokojia.

Idah, 19th November, 1940.

Blue Book 1940 - Population Statistics.

With reference to your telegram No. 2/1924/271A of the 14th of November, 1940, I append below a schedule showing the population statistics for this Division for 1940:-

(a) Native Population.

<u>Igala N.A.</u>	Males	68,780	
	Females	77,042	
	Boys	39,252	
	Girls	<u>40,207</u>	2 <sup>2</sup> 5,281
<u>Bassa Komo N.A.</u>	Males	6,062	
	Females	6,753	
	Boys	1,581	
	Girls	<u>1,520</u>	<u>15,916</u>
	Total	<u>2<sup>4</sup>1,197</u>	

(b) Non-Native Population

	Males	11
	Females	8
	Boys	4
	Girls	-
	Total	<u>23</u>

A. C. Cantland  
Asst. District Officer,  
i/c Igala Division.

*Handwritten notes:*  
to  
MUL  
25/11

*Handwritten notes:*  
27/11/40

BY MAIL.

30.11.40.

2/1924/276 x Your 20/1931/45 x Please expedite

Population Statistics for Lokoja Native Town x

To AGENT, Resident, Kabba Province.

MEMORANDUM

No. 20/1931/46.


4th December, 1940

To The Local Authority, Lokoja.

To The Resident, Kabba Province, Lokoja.

(S) 86/40

General IC



Blue Book, 1940: Population Statistics.

With reference to your Telegram No. 2/1924/276 of the 30th of November I append below a schedule showing the population statistics for Lokoja Native Town for the year 1940:-

Male	Adults		Male	Children		Total
	Female			Female		
2,601	2,894		2,521	2,197		10,413 <sup>2/3</sup>

C. J. Seale, Local Authority.

Result.

The drop in the number of children this year in Igbin Division is alarming, and can't escape query from the S. N. P. Perhaps there are convincing reasons therefor. 1939 figures are herein and 1940 " at p. 2

20/11/40  
A. B. ...

6A  
1940

Dr. Igbinna.

276 B. For comments pl. If figures at 268 are correct the population total has dropped ~~from~~ by 69,966.

Redd

A

HML

7/12/40

The figure at 268 are based on the count made during Mr. Counsell's investigation early in the year & are the most reliable figures obtained. He explains the position fully in his report (your Conf. file refers). Even as it is the number of children is high in proportion to the number of adults: there is little doubt that in recent years the numbers - particularly of children - became unduly swollen, partly thro' enumeration instead of counts and partly thro' the declaring of children both by the father & by the relation whereas in whose household they were being brought up.

(Lokofa)

J 7/12/40

gc.

276 B. The drop in the number of children is explained in Paras 24-25 of Mr. Counsell's report forwarded under cover of my Conf. 208/28 of 10/2/40.

An it & footnote to this effect should suffice. HML 9/12/40.