

Resident Lokoja

P 301


Kabba, 16th December, 1944.

34/1931/74 x Your 2/1924/341 of 20th November x Particulars appended :-

District	Area Sq.mis.	Adult male	Adult Female	Children	Infirm	Total	Pop. per Sq. ml.	Tex Incidence A.M.	Incidence A.F.	General Incidence.
Kabba	96	2679	4160	8016	615	15470	161.5	10/2.5	1/-	2/0.4
Ijumu	520	4202	5772	12597	754	23325	44.4	9/9	1/-	2/0.1
Dunan	923	1573	2208	5605	369	7755	8.0	10/0.7	3/-	2/3.9
Aworo	400	1151	1426	1592	178	4151	10.4	9/11.6	3/-	3/1.2
E. Yagba)	1136	5052	7536	6527	764	19879	35.3	10/4.5	2/-	2/6.2
W. Yagba)		3645	6367	9960	1822	20796		11/9.5	-	2/0.5
		8697	13903							

District Officer,  
I/c Kabba Division.

*[Signature]*



POG.

P. 349 A (See P. 326)

8/1/45. Resdt. K.

Secretary Kaduna

K349A

2/1924 x Your 16796/38 x European Adult Male 9  
Adult Female 14 Children one x American Male 3 Female  
8 Children Nil Canadian Male 3 Female 5 Children 4 x  
Australian Male one Female one Children two x

RESIDENT

*Res* Above Summaries pp. 335, 337, 34, 346A  
and 346B  
2. Original at cover. *J*  
8/1/45

A

1/10/45

SAVINGRAM.

D.O. Kabba x

P. 336

2/1924/357A x Your 34/1931/70 of 31. 10. 44. The 1944  
population figures for Yagba N.A. are practically identical with  
those for 1943 submitted in your 34/1931/59 of 6. 10. 43. I shall  
be glad to have your comments.

*J*

Resident, Kabba Province.  
Lokoja, 24 January, 1945.


12/2 ✓

Savingram.

Kabba, 30th January, 19

Resident Lokoja  
34/1931/77 x Your 2/1924/357A of 24/1/45; I regret that 1945/44 figures were sent you in error. Figures for 1944/45 should be:-

District	A.M.	A.F.	Children		Infirm		Blind		Lepers		Total.
			M.	F.	M.	F.	M.	F.	M.	F.	
East Yagba	5078	7602	4045	4213	203	425	41	17	22	15	21721
West Yagba	3636	5971	4422	4225	203	1203	38	6	264	111	20079
Total	8714	13573	8467	8438	466	1628	79	23	286	126	41800



*John S. ...*  
District Officer,  
I/c. Kabba Division.

kin.

357

Resident Lokoja x  
 By Mail. Kadda, 30/1/45.

34/1931/76 x MY 34/1931/74 of 16/12/44; I regret that the Yagba figures are incorrect.  
 They should read :-

District	Area	A. M.	A. F.	Children	Infirm	Total	Pop. per sq. ml.	Tax Incidence A.M.	Tax Incidence A.F.	General Incidence
East Yagba	(1136)	5073	7602	8258	783	21721	(36.8)	11/8.8	2/-	2/8.8
West Yagba	( )	3636	5971	8647	1825	20073	( )	11/7.8	-	2/1.3
Total	1136	8714	13573	16905	2608	41800	36.8	11/9.5		

*John Commins*  
 District Officer,  
 I/c Kadda Division.



50  
2

KABBA NATIVE ADMINISTRATION.  
Tax Assessments 1945/46.

No. K. N. T/4A/83.  
Kabba Native Treasury,  
Kabba, 8th May, 1945.

District:	a. m.		a. f.		Children:		Infirm:		Blind:		Lepers		Total.		T a x.										
	m.	f.	m.	f.	m.	f.	m.	f.	m.	f.	m.	f.	m.	f.											
Kabba	2711	:	4219	:	3681	:	4408	:	156	:	326	:	29	:	39	:	48	:	32	:	6625	:	9024	:	£1651.19.4
Ijumu	4237	:	5866	:	5995	:	6975	:	228	:	454	:	8	:	6	:	33	:	18	:	10501	:	13317	:	2560.17.9
Buru	1607	:	2219	:	1878	:	2247	:	75	:	229	:	28	:	11	:	16	:	14	:	3604	:	4720	:	974.19.6
AWORO	1144	:	1396	:	786	:	718	:	40	:	88	:	32	:	6	:	14	:	3	:	2016	:	2211	:	666.6.1
Total.	9699	:	13700	:	12340	:	14348	:	499	:	1097	:	97	:	62	:	111	:	65	:	22746	:	29274	:	£5854.2.8

D. O. I/c Kabba Division.

Treasurer Kabba N. A.

*Datta*

22746  
29274

52020

Olobayo.

*Have we 1945/46 full figures  
properly kept. If not, advise  
them -*

*P-372*

368  
~~1000~~

Regard I have given you the wrong population figures, they  
were for 1944-45



Herewith the 1945-46 figures please

Native Town, 10,456  
Township 2,072 (including Adankels)

12,528 b. J. W.

28/5/46

MEMORANDUM

No. 5978/115 <sup>372</sup>

From The District Officer  
~~THE PRESIDENT~~  
i/c Igbirra Division,  
Okene. ~~PROVINCE~~

To The Resident,  
Kabba Province,  
Lokoja.


G.P., Kaduna. (S) 246/40

Population Figures: Igbirra Division.

With reference to your memo No.2/1924/371A of 29.5.45 the following figures are appended:-

<u>District</u>	<u>Population.</u>
Okengwe	39674
Eika	14880
Ihima	14355
Adabi	24713
Ogori	3489
Egain	5879
Ajaokuta	3272
Ossara	307

Total 106569  
=====



*M. W. ...*  
District Officer  
i/c Igbirra Division.

WEE.

*Res R 370 corrected accordingly. The increase is 7080 over last year.*

*D 4/6*

*But see p 355. we submitted 109896. How does this fit in? If that is correct it is a decrease of 3327. R*