

No. 6/1929/86.
Idah, 28th October, 1941.

The Resident,
Kabba Province,
Lokoja

Blue Book 1940 - Population Statistics.

With reference to your mailogram No. 2/1924/271A dated the 14th November, 1940, and my memorandum No. 6/1929/35A of 20/10/41, the Non-Native Population for Igala Division is as hereunder.

Males	10
Females	7
Boys	3
Girls	-
	<hr/>
	20
	<hr/>

R. Mason
District Officer
i/c Igala Division.


No. 40/218A.
Lokoja, 25 November, 1941.

FROM THE RESIDENT,
I/C KOTON KARIFI DIVISION,
L O K O J A.

THE RESIDENT,
KABBA PROVINCE,
L O K O J A.

Blue Book 1941 - Population Statistics.

I append below the Population Statistics for 1941 :-



<u>Adults</u>		<u>Children</u>		<u>Total</u>
<u>Males</u>	<u>Females</u>	<u>Males</u>	<u>Females</u>	
9554	10576	3933	3208	27268

207
Resident,
i/c Koton Karifi Division.

Executive Igbirra.

2/1924/312 x Your 597B/86 of 31/10/42 and 597B/90 of 22/12/42 x figures for 1943 awaited x

P. 218

[Signature]
Resident, Kabba Provin
Lokoja, 9 December, 1943.

A

9/12/43. Resident.

Executive Idah Agenebode

2/1924 A Your 6/1929/89 of 21/11/42 and 6/1929/90 of 21/12/42 x Figures for 1943 awaited x

P. 305


P. 301

Resident

17/12/42

Okene, 10th December, 1943.

Resident Lokoja



957/97 x Your 2/1924/312 of 9/12/43 x Figures for 1943 appended:-

Non-Native Population Statistics.

<u>Adult Males</u>	<u>Adult females</u>	<u>Boys</u>	<u>Girls.</u>	<u>Remarks.</u>
1		-	-	European 5 (males) Canadian 1 (female)


Area and Population Statistics.

<u>District</u>	<u>Area</u>	<u>Adult</u>		<u>Children</u>		<u>Infirm</u>		<u>Total Population</u>
		<u>Male</u>	<u>Female</u>	<u>Male</u>	<u>Female</u>	<u>Male</u>	<u>Female</u>	
Igbera	1146							
	sq.miles	23,278	35,807	15,056	17,070	430	624	92,265

2. The Local Authority is forwarding the figures for Lokoja Town and Township.

J. G. G. G.
District Officer,
i/c. Igbera Division.

Igbera J? 29/12
Lokoja ✓



lot 81

No. 337/97.
Lokoja, 13 December, 1943.

D.O. Igala.
Igbirra.
Kabba.
K/Karifi.

Population Statistics Return.

It is observed that some Divisions render the above return late. There seems no reason why it should not be submitted immediately after the completion of the annual census, at least by the end of June.

2. The present return is required at once; this and those in future should show:- Taxable adult male, taxable adult female, boys, girls, blind male, blind female, infirm male infirm female and lepers (male, female, children.)

(Sgd.) R.M. Downes.
Resident, Kabba Province.

The Local Authority is forwarding the figures for Lokoja Town and Township.

20/12


No. 16796/30
Kaduna, 9 December, 1943.

The Resident
Kabba Province,
Lokoja.

Annual Medical Report, 1943.

I am directed to request you to forward, not later than the 15th of January 1944, the total number of civilian Europeans, Americans and other non-natives resident in your Province on the 31st of December, 1943.

[Signature]
Secretary,
Northern Provinces.



24
vdi.


La Please furnish figures for
Lokoja 19/12

Present P. Lokoja	Male	Female	Total
	12.	6	18.

L.A. P 314 A : Nationalities are required please :-
 Europeans, Australians, Americans, Canadians
 || All are British except 2 Canadians
 re. 17/12.

P 312 A

Spelt } mounted
with



Lokoja, 19th Dec: 1943.

The Resident,
Kabba Province,
Lokoja.

20/1931/58 x My 20/1931/57 of the 16th December, 1943 x
 Below are the figures for Non-Native population statistics for
 1943 in respect of Lokoja Township x

J. Adenike
Local Authority

	Adult		Children		Infirm	Total
	Male	Female	Male	Female		
Non-Native	12	6	-	-	-	18